

NEWSPACE

CENTER FOR PHOTOGRAPHY



SPRING 2012

Image: John Wimberley


OUR MISSION

NEWSPACE CENTER FOR PHOTOGRAPHY

is an educational and cultural nonprofit dedicated to promoting photographic education and appreciation to the public, as well as providing a space for building a community where photo enthusiasts can learn, create, discuss, and show their work.

THANK YOU

Capital Pacific Bank
Getting it done.®



PLYWERK

LENSBABY®




Just upstairs from



YOUR MEMBERSHIP

YOUR NEWSPACE MEMBERSHIP is a direct investment in Portland's creative community. Members help support Newspace's scholarship fund, exhibition programming, artist lectures, facilities, and much more. Members also receive discounts with our generous business sponsors. Join us.



PIXEL LEVEL (for artists/students) \$40

- Entry into our Members' Showcase, a yearly juried show
- Admission for one to members-only events



SPY CAMERA LEVEL (basic) \$50 +

- All of the above plus:
- 10% discount on hourly darkroom rates
- 10% discount on hourly digital lab rates



TOY CAMERA LEVEL \$125 + (or \$12/month)

- All of the above plus:
- 10-20% discounts with our business sponsors
- 10% discount on regular classes & hourly studio rates
- One free entry into our Annual Juried Exhibition



PRESS CAMERA LEVEL \$300 +

- All of the above plus:
- 10% discount on special workshops
- 15% discount on hourly studio rates
- 20% discount on hourly digital lab & darkroom rates
- Access to Newspace's Chinese Gardens day pass



PANORAMA CAMERA LEVEL \$500 +

- All of the above plus:
- 20% discount on regular classes
- Annual portfolio review with Newspace curatorial staff



MAMMOTH PLATE LEVEL \$1000 +

- All of the above plus:
- Invitations to dinner events with visiting artists

ABOUT NEWSPACE



DIGITAL SCANNING & PRINTING LABS PROFESSIONAL LIGHTING STUDIO GANG & PRIVATE DARKROOMS BEGINNING TO ADVANCED CLASSES

Newspace Center for Photography is Oregon's premier photography education center. With state-of-the-art digital labs, black and white darkrooms, and a professional lighting studio, as well as a full roster of photography classes, Newspace is equipped to help you take your photography to the next level.

All facilities are available for rent at affordable, hourly rates. Digital labs, darkrooms, and the lighting studio come fully outfitted with top-of-the-line hardware and software. Rental rates and equipment details may be found online at www.newspacephoto.org/facilities.

Our classes are capped at 10-12 students. Small class sizes give students more attention and hands-on time than traditional schools. Newspace teachers are professional educators and photographers at the top of their fields locally and nationally. Our goal is to provide the very best in photography education for the regional community. Join us.

HOURS ■ LOCATION ■ CONTACT

Monday–Thursday 10:00am–10:30pm

Friday–Sunday 10:00am–6:00pm (First Fridays –9pm)

Location: 1632 SE 10th Avenue Phone: 503-963-1935 Web: www.newspacephoto.org

NEWS & EVENTS



MENTORSHIP PROGRAM & ONE-ON-ONE TRAINING

Mentorships and one-on-one workshops are available for those interested in customizing their photography education. See inside (or online) for details.

WORKSHOP WITH JOHN WIMBERLEY: SIGHT & INSIGHT

Noted photographer John Wimberley will be giving a special workshop at Newspace May 19th and 20th. He'll also be showcasing a selection of new work in Newspace's Special Exhibitions Gallery during the month of May. See inside (or online) for details.

LEARN THE BASICS IN BEAUTIFUL EASTERN OREGON

We're taking our popular Fundamentals of Photography class on the road to Maupin, OR this spring. Learn to use your camera and fine-tune your eye while surrounded by the stunning natural beauty of Oregon's east side. See inside (or online) for details.

PRINT BIG! NEW 24" PRINTER

Our scanning and printing lab now has an Epson 7890 24" printer, thanks to Epson's focused giving program. The new printer can make gorgeous large-scale images in both matte and glossy archival inks.

FREE MEMBERS' EVENTS *Please call to R.S.V.P.*

Wacom Tablet Demo
(with Mark Fitzgerald)
Thursday, April 5th 7-8:30pm

The Creative Process: A Panel Discussion
(with photographers Christine Laptuta, Shawn Records, Chris Rauschenberg, LeAnne Hitchcock) Wednesday, May 30th 7-9pm

PORTFOLIO REVIEWS *Reviews are \$40. Please call to register.*

Stephanie Yao Long
(Oregonian Photo Editor)
Tuesday, April 17th
Session 1: 6:30-7:15pm
Session 2: 7:30-8:15pm

Laura Valenti Jelen
(Newspace Program Director)
Wednesday, May 23rd
Session 1: 6:30-7:15pm
Session 2: 7:30-8:15pm

PRIVATE TRAINING



MENTORSHIP PROGRAM

Mentorship is a special opportunity to work one-on-one with a talented artist and mentor to further your photographic vision and goals. Mentorships offer a supportive, collaborative environment in which to advance your photography. Whether you are interested in working towards an exhibition of your work, publishing a book, preparing for a Masters of Fine Arts degree, or starting your own photography business, a mentorship can be an invaluable tool in helping you realize your goals.

Students will have one-hour phone or in-person consultations with mentors every three weeks. Students will receive valuable advice, guidance, and feedback from mentors as they progress towards their set goals. Mentorship sessions will also include assignments tailored to further students' education and goals and in-depth critiques of work in progress. Contact Newspace Program Director Laura Valenti Jelen for an initial consultation.

laura@newspacephoto.org

FULL YEAR (17 sessions) \$1,600

SIX MONTH (8 sessions) \$760

ONE-ON-ONE TRAINING

Newspace offers customized, one-on-one training for students interested in tailoring their photography education to their needs. Individual workshops can be offered on a wide range of topics including digital processes, lighting, darkroom, business strategies, and more.


Half-day (four hour) or full-day (eight hour) workshops are available. Workshops will be held in Newspace's state-of-the-art facilities and will be designed to best meet your goals and educational needs. Contact Newspace Program Assistant Nina Johnson for an initial consultation. nina@newspacephoto.org

ONE-ON-ONE \$90/hour

-or-

WITH A FRIEND \$45/hour each

CLASS INFORMATION



CLASS SKILL LEVELS

LEVEL ONE (L1)

Beginning students with little or no training in photography. Digital students are comfortable with fundamental computer skills.

LEVEL TWO (L2)

Students can operate SLR cameras in manual mode. Digital students have a basic understanding of Photoshop, Elements, and/or Lightroom. Lighting students can use strobes. Film students can use filters and burn and dodge.

LEVEL THREE (L3)

Students have been photographing seriously for a few years and have taken previous photography classes. Digital students have a solid working knowledge of Photoshop.

LEVEL FOUR (L4)

Professional photographers and advanced students with over five years of experience. Students are confident with advanced techniques.

REGISTRATION & CANCELLATION POLICIES

- Payment in full is required upon registration. There is a \$10 registration fee.
- You may cancel up to five days in advance to receive a full refund or transfer.
- If a class is cancelled by Newspace you will receive a full refund.
- No refunds or transfers allowed with less than five days' notice.
- There is a \$5/class processing charge for student cancellations.



Susan Bein

LEARNING TO USE YOUR DIGITAL SLR (OR EVF) (L1)

Section 1: Sunday, 3/11 12–5pm
Section 2: Saturday, 3/31 10am–3pm
Section 3: Saturday, 4/14 12–5pm
Section 4: Sunday, 5/6 12–5pm
Section 5: Sunday, 5/20 12–5pm
Section 6: Saturday, 6/2 12–5pm **\$85**

Do you have a digital single lens reflex (DSLR) or electronic viewfinder (EVF) camera with more bells and whistles than you know what to do with? Meet the challenge head-on with this one-day workshop focusing on basic and intermediate controls for your digital camera. An in-depth review of camera controls and settings will put you in the

driver's seat with your camera. As a knowledge of manual-mode camera operation is assumed for most of our other classes, this workshop is a recommended prerequisite for those new to digital photography. *Students must have digital cameras with shutter speed and aperture controls to take this class. Students should bring cameras and manuals.* Section 1 & 2 Instructor: Jason Kaplan Section 3 & 4 Instructor: Susan Bein Section 5 Instructor: Mike Vraneza Section 6 Instructor: Stu Mullenberg

FUNDAMENTALS OF PHOTOGRAPHY (L1)

Section 1: Five Thursdays, 3/8 – 4/5 6:30–8:30pm & field trip Sunday, 4/1 10am–1pm
Section 2: Saturday & Sunday, 4/14 & 4/15 10am–5pm (weekend intensive)
Section 3: Five Wednesdays, 4/11 – 5/9 7–9pm & field trip Saturday, 5/5 11am–2pm
Section 4: Five Wednesdays, 5/9 – 6/6 7:15–9:15pm & field trip Sunday, 6/3 9am–12pm
See also: Fundamentals of Photography: Travel Edition in the Field Trips section (back). **\$250**

If you're just starting out with photography, it helps to have a firm handle on the basics. This more in-depth class will give you the solid foundation you need to maximize your success as a shooter. You'll learn how to operate your digital SLR camera in manual mode for better control over your images and how light, color, and tonality work together to create strong shots. You'll also learn key compositional guidelines that will help you better design and structure your photos. Fun, hands-on opportunities, including a photo field trip, combined with technical and conceptual guidance from a talented pro will get you on your way towards an informed mastery of the medium. *Students must have digital cameras with shutter speed and aperture controls to take this class.* Section 1 & 2 Instructor: Jason Kaplan Section 3 Instructor: Mike Vraneza Section 4 Instructor: Zeb Andrews

FUNDAMENTALS 2: BEYOND THE BASICS (L2)

Section 1: Five Tuesdays, 3/13 – 4/10 7:15–9:15pm
& field trip Sunday, 3/25 9am–12pm
Section 2: Five Tuesdays, 5/8 – 6/5 6:30–8:30pm
& field trip Sunday, 6/3 10am–1pm **\$250**

Now that you've got the basics down, it's a great time to fine-tune your skills and gain more confidence with your camera. This follow-up class is designed to give you more hands-on practice as you further expand your understanding of photography. You'll learn more advanced techniques for making your pictures shine, and you'll have a chance to work with lighting and experiment with portraiture, macro imaging, and more. Class will also include a look at different digital imaging programs, so you can be more informed about which software is the right choice for you. Throughout class, you'll receive the technical and conceptual guidance you need to take that next step with your photography. Creative assignments, instructional demos, a photo field trip, and plenty of hands-on practice will get you off and running. *Students must be able to use cameras in manual mode to take this class.* Section 1 Instructor: Zeb Andrews Section 2 Instructor: Jason Kaplan



Mike Vraneza



Zeb Andrews

CREATIVE CAMERA TECHNIQUES (L2)

Sunday, 4/1 12–5pm **\$85**

If you've got shutter speed and aperture under your belt but need some practice to make perfect, this class is a great chance to solidify your skills. You'll learn how to use manual camera controls to enhance your creativity and open new doors with your photography. Class will cover long exposures, photographing in low light, blurring and stopping motion, and creating images with a beautiful, shallow depth of field to bring out specific details in your shots. You'll also learn how and when to use a tripod for greater stability, and how to override technically "correct" settings to unleash your creativity and still maintain control over your final product. An ideal class for those looking

to broaden their view of the basics, this class is a recommended follow-up to our popular intro classes, *Learning to Use Your Digital SLR/EVF* or *Fundamentals*. *Students must have digital cameras with shutter speed and aperture controls to take this class.* **Instructor: Zeb Andrews**

AFTER-SCHOOL DIGITAL CLUB (L1) **Eight Mondays, 4/2 – 5/21 3:45-5:45pm \$185**

Digital Club is a wonderful opportunity for students aged 10-16 to learn digital photography. Students will learn how to get creative with their digital SLRs or point-and-shoot cameras. Working hands-on with their own images in Newspace's state-of-the-art digital lab, students will gain new skills and a new appreciation for the arts. Class will include fun photo excursions and Photoshop tutorials on manipulating and enhancing images. *Students must bring their own digital SLR or point-and-shoot cameras. All other materials are provided.* **Instructor: Susan Bein**

INTRODUCTION TO RAW (L1–3) **Wednesday, 4/11 6–9:30pm \$75**

In this seminar, you'll explore the exciting world of RAW with Adobe Certified Photoshop Expert Mark Fitzgerald. You'll learn how RAW files work as "digital negatives" that allow you to be more flexible and creative than you ever could be with JPEG files. You'll also learn how to successfully convert RAW files to best take advantage of the huge amount of data they contain. This workshop is a must for anyone serious about producing high-quality digital images. **Instructor: Mark Fitzgerald**

PHOTOSHOP ELEMENTS 1 (L1) **Four Mondays, 4/30 – 5/21 6:30–9:30pm \$250**

In this hands-on class, you'll learn to navigate the wide world of Photoshop Elements to upload and enhance your digital images. Elements is a simpler, more user-friendly edition of the full Photoshop program—and it's more affordable, too. You'll work with your own images as you learn to control key elements like contrast, sharpness, and color. You'll also learn to solve common problems with handy retouching and image-editing tools. Pro photographer Mike Vranza will walk you through the program and show you how to make the most of your images. *Students must have fundamental computer skills to take this class.* **Instructor: Mike Vranza**

BASIC PHOTOSHOP (L1)

Section 1: Four Wednesdays, 3/14 – 4/4 6:30–9:30pm

Section 2: Saturday & Sunday, 5/5 & 5/6 10am–5pm

Section 3: Four Tuesdays, 5/8 – 5/29 6:30–9:30pm

\$250

If you're new to digital photography, or if you're self-taught and want to fill the gaps in your knowledge, an expert guide is an invaluable resource. In this hands-on beginning Photoshop class, you'll learn how to take advantage of Photoshop's fabulous bag of tricks as you set the foundation for an easy, efficient digital workflow. You'll learn to organize, size, and save your images, work with RAW files, use layers, make tonal corrections, retouch, and much more. Learning Photoshop will literally revolutionize your photography. If you're fed up with the limitations of entry-level programs like iPhoto or Elements, or suspect you're doing things the hard way and want to take the next step, this class is a must. Both instructors are Adobe Certified Photoshop Experts.

Section 1 & 3 **Instructor: Susan Bein** Section 2 **Instructor: Mark Fitzgerald**

INTERMEDIATE PHOTOSHOP (L2-4)

Saturday & Sunday, 5/19 & 5/20 10-5pm **\$250**

If you're ready to step up your skill level with Photoshop and gain greater control over your image editing, this class is a must. Adobe Certified Photoshop Expert Susan Bein will help you move beyond the basics as you learn to master the program. Working hands-on with your own images, you'll learn to non-destructively control every aspect of your files, including exposure, contrast, color, focus, and sharpening. You'll also learn to work with masking techniques and Photoshop's time-saving Automate functions, which enable you to create digital contact sheets, batch process images, and auto crop and straighten multiple-image scans. In-depth tutorials, helpful handouts, and valuable direction and feedback from a pro make this class a fantastic follow-up to our Basic Photoshop class. *Required prerequisite: Basic Photoshop or instructor's consent.* **Instructor: Susan Bein**



Susan Bein

CREATIVE PHOTOSHOP (L2-4)

Sunday, 4/29 10am-2pm

\$95

Photoshop offers an astounding array of creative options for the modern photographer. In this hands-on class, you'll have a chance to explore Photoshop's creative side with Adobe Certified Photoshop Expert Susan Bein. You'll learn inventive techniques for adding mood and drama to your shots, like vignetting and blurring selectively. You'll also learn how to give your digital images an antique patina, how to flip images, and how to play with pattern and texture options in Photoshop. The skills you'll learn in this class will spark your creativity and add versatility to your creative repertoire. **Instructor: Susan Bein**

LAYERS & MASKS (L2)

Saturday, 4/21 2-5pm

\$65

In this class, you'll learn how to selectively adjust your images in Photoshop using layers and masks. You'll learn how to use layers and masks to develop image elements separately or to combine parts of different images. Indispensable tools for non-destructively editing your images, layering and masking techniques will get you on the road to a more fluent and flexible workflow. Adobe Certified Photoshop Expert Susan Bein will guide you through a demonstration of these powerful tools so you'll be able to use Photoshop more effectively. *Basic familiarity with Photoshop is required for this class.* **Instructor: Susan Bein**

PHOTOSHOP ACTIONS (L2-4)

Wednesday, 5/30 6:30-9:30pm

\$65

An action is a Photoshop shortcut—a series of operations condensed into a single step to make your image-editing easier and more efficient. Many unique actions are available online, but you can also create your own to address your specific photographic needs. There are actions for turning color images into rich looking black and white images; for making skies pop; for making skin tones glow, and much, much more. In this class, you'll explore the exciting world of Photoshop actions with Adobe Certified Photoshop Expert Susan Bein. You'll learn where to find the best actions online and how to install them. You'll also learn how to create your own actions to add precise control and flexibility to your digital practice. **Instructor: Susan Bein**

INTRODUCTION TO LIGHTROOM (L1)

Section 1: Four Mondays, 3/12 - 4/2 6:30-9:30pm

Section 2: Saturday & Sunday, 4/14 & 4/15 10am-5pm (weekend intensive)

\$250

In this class, you'll learn how Lightroom's innovative, intuitive tools can help you organize, professionally edit, and output your images without ever opening them in Photoshop. You'll work hands-on with your own images as you learn to navigate the "ins" and "outs" of the program and use it to your best advantage. Adobe Certified Photoshop Expert Mark Fitzgerald will give in-depth demonstrations of Lightroom's different modules and walk you step-by-step through the bevy of post-processing tools available in the program. **Instructor: Mark Fitzgerald**

INTERMEDIATE LIGHTROOM INTENSIVE (L2-4) \$125

Saturday, 5/12 10am-5pm

This hands-on class is an opportunity to take your Lightroom skills to the next level with the author of *Adobe Photoshop Lightroom and Photoshop Workflow Bible*, Mark Fitzgerald. Using Lightroom 4, you'll learn how to customize the program to suit your personal workflow needs. You'll learn advanced image editing techniques in Lightroom's Develop module that will enable you to get the most from your images. You'll also learn to control color with camera profiles, manage metadata between Lightroom and Photoshop, and search for images more effectively with advanced cataloging tools.

Required prerequisite: Introduction to Lightroom or equivalent.

Instructor: Mark Fitzgerald



Mark Fitzgerald

HDR, PANORAMAS & EXTENDED DEPTH OF FIELD (L2-4) \$125

Saturday, 4/28 10am-5pm

This hands-on workshop is a tour of the wild and wonderful side of Photoshop. Under the guidance of Adobe Certified Photoshop Expert Mark Fitzgerald, you'll learn to shoot multiple exposures of a single scene and combine them into a single High Dynamic Range (HDR) photo for incredible tonal range. Then, you'll learn to create panoramic images from consecutive photos while correcting for distortion and vignetting. Finally, you'll learn to combine multiple photos of a scene with different focus points into a single photo with a very deep depth of field. *Students should bring digital cameras and tripods. Required prerequisite: Basic Photoshop or instructor's consent.*

Instructor: Mark Fitzgerald

THE FINE ART OF DIGITAL PRINTING (L2-4) Six Wednesdays, 4/18 - 5/23 6:30-9:30pm \$295

In this class, fine-art photographer Ron Kaplan will introduce you to the wide world of digital printing techniques and discuss different tools and methods for making your prints shine. You'll work hands-on with your own images as you learn to gain tonal control and make prints that match your monitor and your artistic vision. You'll also have a chance to work with some of the finest quality digital papers available, so you can better decide which materials to use with your own work. You'll leave class with a greater understanding of fine-art digital printing techniques and some beautiful prints to show for your efforts. *Required prerequisite: Basic Photoshop (not Elements) or instructor's consent. Sponsored by Pro Photo Supply. Instructor: Ron Kaplan*

ALTERNATIVE DIGITAL PRINTING (L2-4) \$125

Saturday, 6/2 10am-5pm

This class is an introduction to alternative digital printing techniques for photographers already versed in traditional digital printing. Master printer Ron Kaplan will discuss and demonstrate some unique options for photographers looking to broaden their view of the basics. You'll learn how to print

on digital transfer film—a wonderful process that enables you to apply images to different substrates (like glass, wood, or fabric) and to shape the film emulsion. You'll also learn about printing on metallic and handmade papers. Ron will show you how to prepare your files to achieve the best results when working with alternative materials. You'll also get to see a variety of other unusual papers and try your hand at printing your own image. *Required prerequisite: Basic Photoshop and Fine Art of Digital Printing or instructor's consent. All materials included. Sponsored by Pro Photo Supply. Instructor: Ron Kaplan*



Ron Kaplan

DIGITAL MEDIA



Pete Gomema

WORKFLOW MAGIC (L2-4)

Thursday, 4/26 6-9:30pm

\$75

In this class, commercial and fine-art photographer Fritz Liedtke will introduce you to a seamless, efficient method for digitally processing large batches of images from a shoot. These key techniques are indispensable to any serious digital photographer, but particularly to portrait, wedding, and commercial photographers who need to process large quantities of images quickly for clients. Using both Lightroom and Photoshop, you'll also learn to edit a batch of images and prepare files for client viewing and ordering via an online gallery. Fritz will also show you how he uses the Wacom Tablet, a digital pen tablet, to edit and navigate more swiftly and ergonomically than with a mouse. You'll see how Fritz's clean, easy workflow techniques can really make a difference in how you work—taking a lot of frustration out of the process. *Required prerequisites: Basic Photoshop and Introduction to Lightroom.*
Instructor: Fritz Liedtke

SCANNING SALON (L2-4)

Sunday, 4/22 10am-5pm

\$135

In this step-by-step class, you'll learn to successfully digitize your color or black and white negatives, slides, prints, or flat objects. This is a great class for students looking to scan negative/slide archives or for film shooters who want to digitize their pictures. Digital pro Pete Gomema will introduce you to the scanning software SilverFast, a program preferred by many for its adaptability and flexibility. You'll learn all about how to size your files correctly for prints or the web, and how to get optimal colors and tones out of your scans. You'll also learn to use Photoshop to adjust and perfect your scans. *Students should bring negatives, prints, slides, and/or flat objects to scan. Required prerequisite: Basic Photoshop or instructor's consent.* **Instructor: Pete Gomema**

FILM & DARKROOM

BEGINNING DARKROOM (L1)

Four Mondays, 6-9pm. Class begins the first Monday of each month.

\$185

This hands-on intensive covers beginning black and white darkroom techniques for film photographers. With guidance from a master printer, you'll learn how to process your own film (35mm or 120mm) and make enlargements in the traditional wet darkroom. By the end of class, you'll be well-versed in the use of contrast filters and burning and dodging techniques, and will be making beautiful prints of your own. Students in the class also get to take advantage of Newspace's extensive open lab hours—tuition includes unlimited access to the Newspace darkroom for the month. *Students must have SLR cameras with shutter speed and aperture controls to take this class.* **Instructor: Bob Farr or Laura Valenti Jelen**

INTERMEDIATE DARKROOM (L2-3)

Six Thursdays, 4/5 - 5/10 6:30-9:30pm

\$265

In this hands-on class, you'll learn to fine-tune your printing skills, develop your aesthetic, and make truly fine black and white prints. Master printer Bryan Wolf will guide you as you take your work to the next level both technically and conceptually. Class will cover technical issues such as advanced burning and dodging, split filter printing, pushing and pulling film, using on-camera filters, and printing with fiber-based papers. Discussions of photographic style and composition paired with reviews of student work will round out the class. Tuition includes unlimited access to the Newspace darkroom. Students should already be familiar with using contrast filters and burning and dodging before taking this class. *Required prerequisite: Beginning Darkroom or instructor's consent.*
Instructor: Bryan Wolf

FILM & DARKROOM

PIXELS TO KALLITYPE (L2-4) Saturday, 5/5 10am-2pm & Sunday, 5/6 10am-5pm \$195

Thanks to the wonders of modern technology, it is now possible to turn a digital image into a print made by a beautiful antique process. In this class, you'll get to experience the magic of kallitype printing for yourself—from digital image to finished, archival print. The kallitype process was developed in 1889, and is renowned for exquisite tonal range. Kallitypes are also more economical



Ray Bidegain

to make than many other antique processes prints. The first day of the workshop will be spent in the digital lab, learning how to make digital negatives from your image files. On day two, you'll learn to coat fine-art paper and contact print your images as you work closely with master printer Ray Bidegain. *Students should bring 10-20 high resolution images on thumbdrive.*
Instructor: Ray Bidegain

AFTER-SCHOOL DARKROOM CLUB

(L1) Eight Thursdays, 4/5 - 5/24 3:45-5:45pm \$185

Do you have a budding photographer in your family? Newspace's after-school darkroom club is a great opportunity for youth aged 10-16 to experience the magic of black and white photography. Kids will learn how to shoot with a manual film camera and how to process and print their own images in the

traditional black and white darkroom. After two months in the darkroom, they'll come away with a stack of their own prints, a new appreciation for the arts, and a wonderful new set of skills. *Students should bring their own SLR film cameras. Loaner cameras are available—call to inquire.*
Instructor: Bryan Wolf

LIGHTING TECHNIQUES

LIGHTING BASICS (L1)

Section 1: Six Wednesdays, 3/28 - 5/2 6:30-9:30pm

Section 2: Saturday & Sunday, 4/21 & 4/22 10am-6pm

\$315

This in-depth beginning lighting class will kick-start your skills and help you build confidence with basic studio lighting tools and practice. You'll get hands-on time with a variety of lighting equipment in both studio and location situations while you experiment and create new work. With a master lighting artist as your guide, you'll build a solid foundation on which to develop and refine your skills. Instructive demos, creative troubleshooting tips, and access to Newspace's professional lighting studio make this class a must for those interested in shooting like the pros. *Manual camera proficiency and an SLR camera are required.*
Section 1 Instructor: Alan M. Thornton

Section 2 Instructor: Don Marr

INTERMEDIATE LIGHTING INTENSIVE (L2-3)

Saturday & Sunday, 4/28 & 4/29 10am-6pm

\$315

Successful lighting is not just about understanding technical details and following rules—it's about developing your intuition about how light really works. After all, it's a creative process. This class is an intensive exploration of creative lighting techniques and practices. If you've had a basic lighting class and are ready to start thinking outside the box with your lighting, this class is a perfect next step. Class will include studio sessions as well as outdoor "on-location" sessions, where you'll get to work hands-on with lighting in the field. You'll also have a chance to work with live models as you learn to light figures and make striking portraits. A discussion of key color, lighting, and visual theories will add finesse to your skills as you fine-tune and develop your practice.
Required prerequisite: Lighting Basics or instructor's consent.
Instructor: Tom Hassler



Don Marr

LIGHTING TECHNIQUES

LIGHTING THE NIGHT (L2-4) Saturday, 5/12 6–10pm & Saturday, 5/19 10am–12pm \$145

This class is an exciting opportunity to work with lighting outdoors, at night. You'll learn to compliment the dusky tones of twilight and darkness with professional lighting. The class will begin with a short studio session to introduce the gear and new techniques. Then, you'll move outdoors for a hands-on shoot. You'll learn techniques for making your subject pop out of dark backgrounds, and how to infuse a scene with drama. You'll also learn how to control night lighting and how to expose correctly to maximize tones and color. This class will up the ante on your technical lighting skills and get you thinking creatively with on-location light. The second session will be a review of work created during the shoot. *Required prerequisite: Lighting Basics or instructor's consent. Students should bring SLR cameras.* Sponsored by Pro Photo Supply. **Instructor: Tom Hassler**

FASHION PHOTOGRAPHY (L2-4) Thursday, 5/3 7–9pm & Saturday, 5/5 10am–6pm \$185

Fashion photographer Alan M. Thornton leads this lively workshop on modern fashion photography. The first session will be a seminar on fashion basics, including an overview of different fashion genres, tools, and the fine-art of working with models and clients. Saturday will be a full day of shooting—working hands-on with lighting and a model to create “beauty shots.” Alan will discuss working with hair, makeup, and wardrobe stylists, and how to develop an eye for what’s “hot” and what’s not. This workshop is a fantastic opportunity to learn fashion techniques from a pro while expanding your own visual repertoire. *Required prerequisite: Lighting Basics or instructor's consent. Students should bring SLR cameras.* Sponsored by Pro Photo Supply. **Instructor: Alan M. Thornton**

HOTSHOT PORTRAITS: A BEGINNER'S GUIDE (L1) Saturday, 3/24 10am–4pm \$145

Learn the principles of portraiture and light in this one-day workshop with pro portrait photographer Joni Kabana. Joni will demystify the portraiture process and show you how easy it can be to work with people to get compelling shots. You'll learn key portraiture techniques as you work in the lighting studio and in natural lighting situations. Class will cover casual and formal portraits, and working with backgrounds, clothing, props, and light. Joni will show you how to maximize the potential in your portraits with helpful tips that will make your images stronger. You'll spend the first part of the day learning the tricks of the trade, and the second half of the day photographing friends and family. Each student may invite friends or family members to participate in the second half of the class. You'll come away with a great set of new skills and some professional-quality images of your own. *Students should bring DSLR or EVF cameras. No lighting experience is necessary.* **Instructor: Joni Kabana**



Joni Kabana

CONQUERING FLASH (L2)

Section 1: Sunday, 3/25 10am–3pm

Section 2: Saturday, 5/12 10am–3pm

\$95

In this workshop, pro photographer Jason Kaplan will help you master the technical challenges of flash photography. Never pass up a photograph again because you don't feel comfortable breaking out your flash. Never again ruin a shot because your flash isn't synched with your shutter. Learn to make sense of TTL, ETTL, manual, and automatic modes to get great results. *This class is a recommended prerequisite for Creative Speedlight Techniques. Manual camera proficiency required. Students should bring cameras and flash units. This class is not intended for pop-up flashes.* **Instructor: Jason Kaplan**

CREATIVE SPEEDLIGHT TECHNIQUES (L2-4)

Sunday, 4/15 10am–5pm

\$145

In this class, you'll learn to use small compact flash units off-camera to create fluid, versatile lighting scenarios without all the fuss and expense of larger lighting equipment. You'll also learn to create affordable DIY

light modifiers that will add flexibility and a dash of panache to your lighting arsenal. PDX Strobist founder Jeff Mawer will show you how to position and manipulate small speedlights, and how to reflect and modify the light they produce. You'll get to work on-location with a model as you refine your skills. *Students should bring cameras and flash units and may shoot with film or digitally. This class is a recommended follow-up to Conquering Flash.* **Instructor: Jeff Mawer**

METHODS & PRACTICE

SIGHT & INSIGHT (L2-4)

Saturday & Sunday, 5/19 & 5/20 9am-5pm

\$245

The foundation of photography is seeing. It is the job of the photographic artist to see through surfaces to the significance and meaning within. While equipment and technique have their place, the quality and depth of the photographer's perception determine whether each picture reaches its highest potential. In this workshop, acclaimed fine-art photographer John Wimberley will present an alternative model for finding pictures in the world around you. You'll learn how to approach your subject without preconceptions and with greater sensitivity. John will discuss the important roles of peripheral vision, seeing with "soft eyes," and responding intuitively, rather than intellectually, to one's environment. This class will also include a look at cultural conditioning, the vocabulary used to describe the act of making pictures, and the rich language of visual symbolism. Because all parts of the body and psyche are interconnected when creating art, this class will also explore the importance of energy level, posture, and breathing. *Students should bring three prints.* Instructor: John Wimberley

COMPOSITION CRASH COURSE

(L1-2) Sunday, 4/1 10am-2pm

\$85

Good composition is rarely a matter of luck—it's a skill that can be learned by training your eye. If you feel like you're flying by the seat of your pants with your photography, this class will help you learn key design and composition tips that can really make a difference in your shots. An overview of compositional do's and don'ts will help refine your eye and fine-tune your perspective. You'll learn to find a balance between subjects and backgrounds, and how focus, color, and perspective affect composition and depth perception. You'll also learn some important techniques for leading the viewer's eye towards your intended subject. Once you have these skills under your belt, you'll be able to focus on the creative side of image-making with greater success and confidence.

Instructor: Tom Hassler



Tom Hassler

THE FINE PORTRAIT (L2-4) Six Mondays, 3/19 - 4/23 6:30-9:30pm & Saturday, 4/14 10am-1pm

\$295


What makes a strong portrait? How do you work with a subject and their environment to create a truly striking image? In this in-depth class, you'll learn how to work with people to bring out the emotions and energy you're looking for in a shot. Pro photographer Frank Lavelle will be your guide. Through slide shows, in-depth discussions about portrait styles and techniques, portraiture demos, and helpful assignments, you'll learn to create compelling portraits that express your vision. You'll also learn how to scout locations with an eye for light and time of day, and how to choose spaces that meaningfully synthesize subject with environment. Class will also include an overview of tools and techniques for portraiture. *Students should bring cameras and may shoot with film or digitally.* Instructor: Frank Lavelle

EXPLORING THE ABSTRACT (L2-4)

Four Thursdays, 5/10 - 5/31 6:30-9:30pm

\$195

From macro shots of urban oddities, to stylistic images of the curve of a shoulder, drifting sand dunes, or the interplay of light and shadow, an attention to the abstract underlies some of the most powerful pictures. In this class, you'll learn how a strong focus on form, pattern, lines, and angles can turn the ordinary into the extraordinary. This class is a chance to delve into the purely visual side of



TJ Norris

photography, to fine-tune your photographic seeing, and to challenge your expectations about what makes a great shot. Class will include slide-shows, in-depth discussions on the abstract vision in photography, review of student images, and unique assignments designed to get you shooting more creatively. *Students should bring three prints and cameras.* Instructor: TJ Norris

METHODS & PRACTICE

LET THERE BE LIGHT (L2-4)

Six Thursdays, 4/26 – 5/31 6:30–9:30pm

\$275

It has been said that light is the subject of photography. Knowing how to use it successfully, however, is truly an art. This class is an exploration of the use of natural light and shadow in photography. You'll fine-tune your eye to the transformative qualities of light and learn how the right light can make even the most mundane subject beautiful. Through an examination of the work of other photographers and hands-on shooting assignments, you'll learn to develop a deeper awareness of light in the world around you. You'll also learn key technical tips for shooting in different natural light situations so you can approach your subject with confidence. *Students should bring 10-15 prints.*
Instructor: Frank Lavelle



Frank Lavelle

PREPARING TO EXHIBIT

(L2-4) Thursday, 4/12 7–9pm \$55

Are you thinking about exhibiting your work? It helps to know what you're doing—and it shows if you don't. You and your work will be taken more seriously if you're well-

versed in what galleries and other venues expect from artists. In this workshop, you'll learn about pricing, releases, editing, slide lists, promotional materials, artist's statements, and presentation "do's" and "don'ts." Independent curator Kirsten Rian will show you how to navigate the art market with the confidence that comes from being prepared. **Instructor: Kirsten Rian**

DOCUMENTARY VISION (L2-4) Six Tuesdays, 4/10 – 5/15 6:30–8:30pm & Saturday, 5/12 1–5pm \$245

Documentary photographs are a window to the world. They tell us stories about distant people and places, or make us aware of important issues closer to home. The very best documentary work does this while never losing sight of the art and craft of fine image-making. In this class, you'll learn to tell stories with your photographs as you develop a personal documentary technique. You'll learn how to choose compelling subjects, how to make connections and gain access, and how to edit your work successfully. You'll also learn how the photojournalism business works, including how to market your images and how to find new outlets for documentary work now that the newspaper industry is losing its foothold. Class will include a group field trip to hone your real world shooting skills.
Instructor: Brian Lee

ONLINE MARKETING FOR PHOTOGRAPHERS (L1-4)

Wednesday, 5/23 6:30–9:30pm

\$65

Online marketing is a key part of running a successful photography business. Whether you're a commercial photographer looking for clients or a fine-artist looking for exhibition venues, your work will not be seen without a savvy approach to online communications. This class will help you take the bull by the horns with helpful direction and feedback from an industry pro. You'll learn how to create a dynamic online presence and build a strong brand identity. You'll also learn to synthesize different social media outlets, such as websites, blogs, Facebook, and Twitter to optimize your message. Pro photographer and business guru Alan M. Thornton will also discuss content-based advertising and directing your marketing efforts to your ideal audiences. This class will help you gain confidence with online media so you can develop your business more effectively.
Instructor: Alan M. Thornton



Brian Lee



Jeff Mawer

ON LOCATION: 70's ROLLER RINK SHOOT (L2-4)

Sunday, 4/29 7:30am-12:30pm & Sunday, 5/6 10am-12pm **\$125**

This class is a modeled after a real, live concept shoot. The concept—a 1970's-style shoot at a roller rink with fantastic vintage charm, and models in '70's-style clothing. Pro photographer Jeff Mawer is known for his creative flair in designing concept shoots, and this one will be a rare treat. You'll learn how to work with models and set up dynamic lighting scenarios with speedlights, monolights, and modifiers. Including up to four hours of shooting, this class is a fantastic portfolio-building opportunity for photographers looking to get some great shots and sharpen their skills in the process. The second session will be a review of work created during the shoot. *Students should bring DSLR cameras and flash units. Recommended pre-requisites: Conquering Flash and Creative Speedlight Techniques.* **Instructor: Jeff Mawer**

FUNDAMENTALS OF PHOTOGRAPHY: TRAVEL EDITION (L1)

Friday - Sunday, 4/13 - 4/15

\$275

What could be better than learning the basics of photography in a stunning location bursting with photo

opportunities? Join us as we take our popular Fundamentals of Photography class on the road this spring. If you're just starting out with photography, it helps to have a firm handle on the basics. This in-depth class will give you the solid foundation you need to maximize your success as a shooter. Class will be held in the gorgeous country around Maupin, on Oregon's east side. With the lovely high desert landscape and the Deschutes River as your backdrop, you'll learn how to operate your digital SLR camera in manual mode for better control. You'll also learn how light, color, and composition work together to create strong shots. Technical and conceptual guidance from a talented pro will get you on your way towards an informed mastery of the medium. A heavy emphasis on hands-on shooting will ensure that the lessons stick. You'll come away from the weekend with strong new skills and great photographs to show for your efforts. This class is perfect for beginners who need a kick-start, and for students needing a more hands-on review of the basics. The class will begin on the Friday evening at the Imperial River Company hotel in Maupin, Oregon. Lodging is not included. Lunches are included. Students will receive a full itinerary on registration. *Students must have SLRs or EVF cameras with shutter speed and aperture controls to take this class.* **Instructor: Stu Mullenberg**

ON ASSIGNMENT: THE BLUE HOUR

Saturday, 6/2 5-10pm & Tuesday, 6/5 7:15-9:15pm (L1-4) **\$115**

Join photographer Zeb Andrews for this photographic exploration of the city at twilight. Evening is a fantastic time to capture color in the sky as day fades to night and the city lights begin to twinkle. The trip will begin at the iconic St. John's Bridge. You'll learn key technical tips for photographing in the unique twilight hours, as you explore the bridge and the waterfront with your camera. You'll learn how to take long exposures, capture the motion of headlights with your camera, and capture the color and delicacy of the light as it changes. The second session will be an informal sharing and review of work created during the trip. *Students should bring cameras and tripods and may shoot with film or digitally.* **Instructor: Zeb Andrews**



Zeb Andrews

NEWSPACE

PHOTO CLASSES • DIGITAL LABS
DARKROOMS • STUDIO • GALLERY



3/2 – 4/1

EYAKEM GULILAT

"COLLABORATIVE SELF"

OPENING 3/2 6:00 – 9:00



Alejandro Rivas

4/6 – 4/29

CRITICAL MASS 2011

"CONTENTS: LOVE, ANXIETY,
HAPPINESS & EVERYTHING ELSE"

CURATED BY DARIUS HIMES

OPENING 4/6 6:00 – 9:00



5/4 – 5/27

JESSICA AUER

"RE-CREATIONAL SPACES"

OPENING 5/4 6:00 – 9:00

NEWSPACE CENTER FOR PHOTOGRAPHY
1632 SE 10th Avenue. Portland, OR 97214
www.newspacephoto.org 503.963.1935

